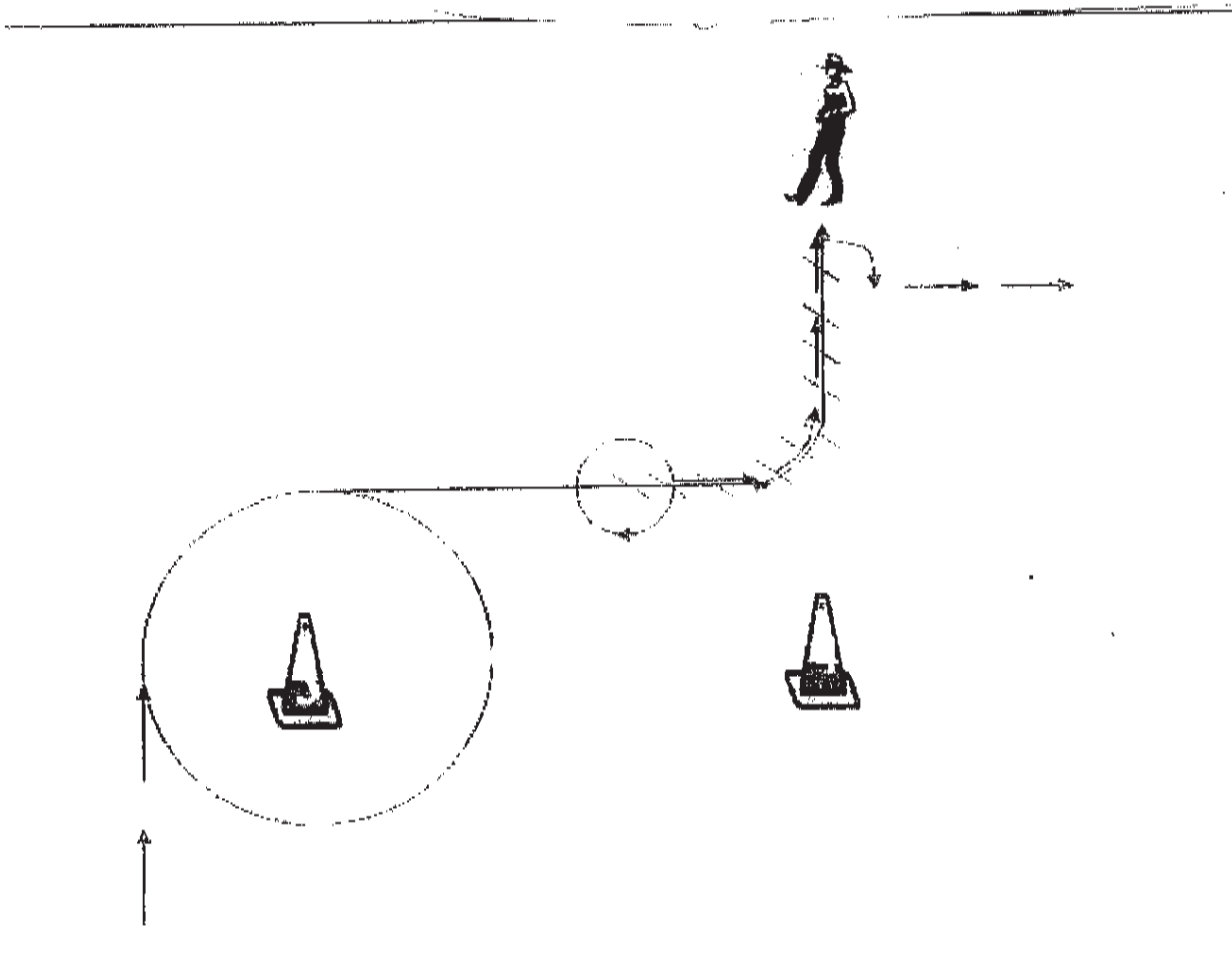


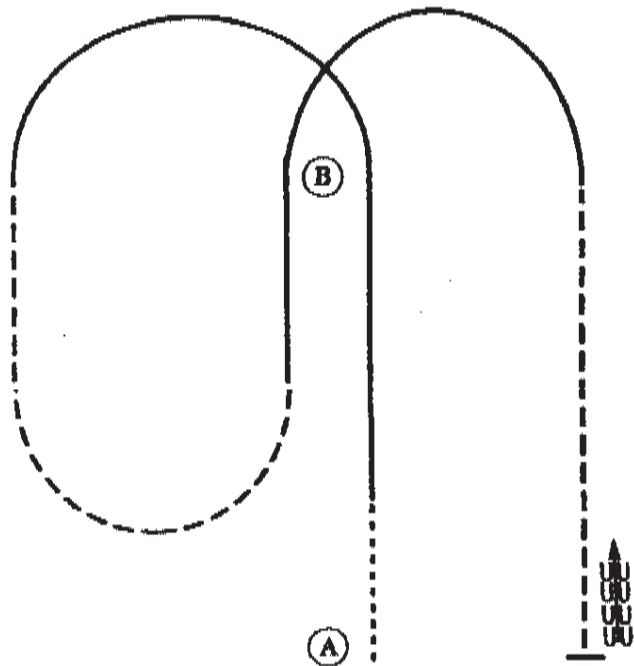
1. Start Between cones 1 and 2.
2. Walk to cone 3.
3. Trot a circle around cone 3.
4. Then trot halfway to cone 4, stop and do a 360 degree turn, then trot "L" to Judge, stop and set up.
5. When dismissed do a 90 degree turn and walk out of arena.

13^o under English SMH
 Novice English SMH
 Beginner English SMH
 Beginner Western SMH
 Youth 13^o under Western SMH
 Novice Western SMH



1. Start Between cones 1 and 2.
2. Walk to cone 3.
3. Trot a circle around cone 3.
4. Then trot an "L" to the Judge and then back an "L" over same tracks, stop do a 360 degree turn then walk an "L" to judge and set up.
5. When dismissed do a 90 degree turn and walk out of arena.

Youth 14-18 English SMH
 19+ over English SMH
 Open English SMH
 Youth 14-18 Western SMH
 Adult + Western SMH 19+ over
 Open Western SMH



Be ready at A.

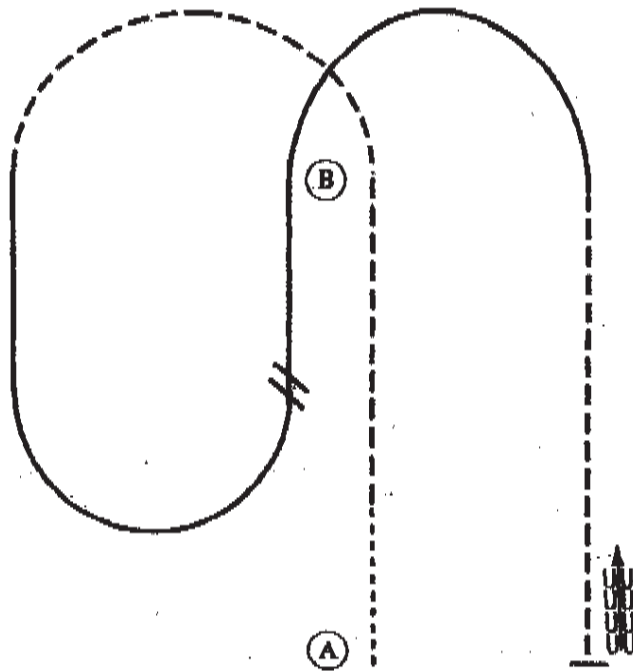
1. Walk two horse lengths from A.
2. Canter on the left lead to B. Continue to canter a half circle until even with B.
3. Trot on the right diagonal until halfway between A and B. Continue to trot a half circle until halfway between A and B.
4. Canter on the right lead to B and then canter a half circle until even with B.
5. Trot on the left diagonal until even with A.
6. Stop and back approximately one horse length.

Follow the instructions of your ring steward.

Walk	-----
Trot	- - - - -
Extended Trot	-----
Canter	-----
Leg Yield	
Lead Change	↗ ↘
Back	←←←←
Marker	⊙
Sideways	←→
Hand Gallop	-----



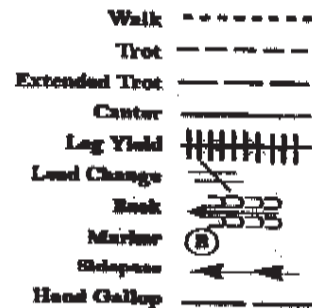
Youth Hunt Seat Eq 13. under
 Novice Hunt Seat Eq.



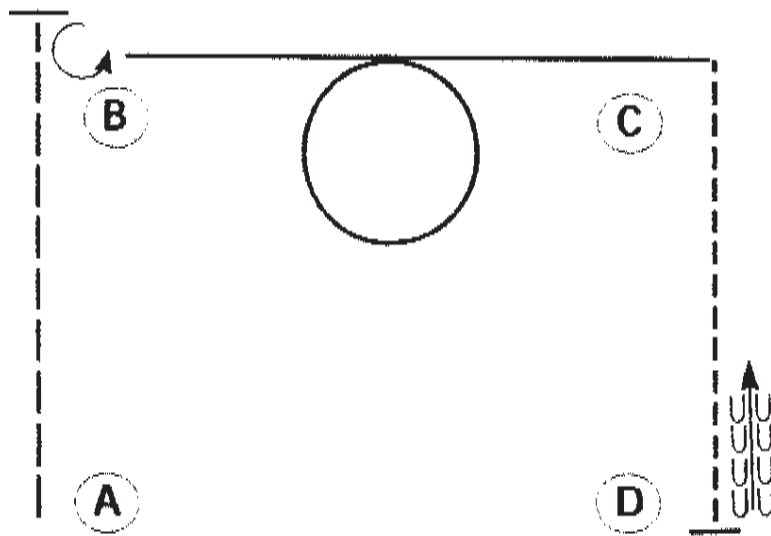
Be ready at A.

1. Walk two horse lengths from A.
2. Sitting trot to B.
3. Posting trot a half circle on the right diagonal until even with B.
4. Canter a straight line and then a half circle on the left lead until halfway between A and B.
5. Perform a simple lead change.
6. Canter on the right lead to B and then in a half circle until even with B.
7. Posting trot on the left diagonal until even with A.
8. Stop and back approximately one horse length.

Follow the instructions of your ring steward.



Youth Hunt Seat Eq 14-18
 Adult Hunt Seat Eq 19+ over
 Open Hunter Eq



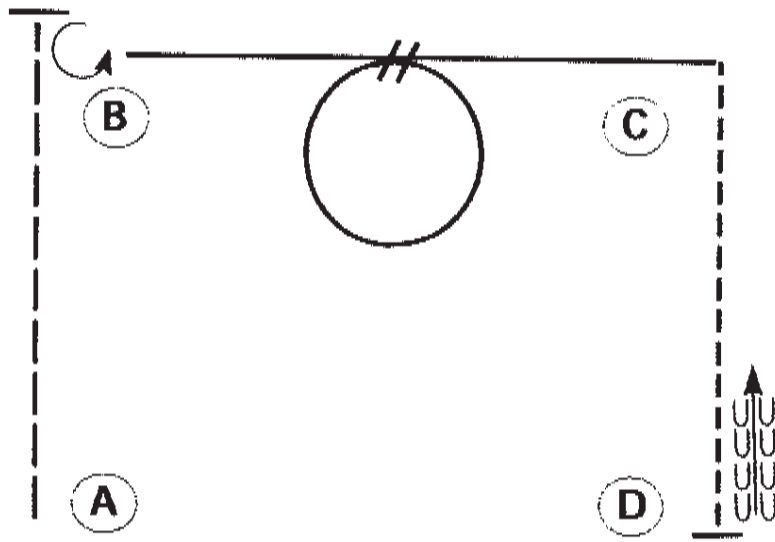
Be ready at A.

1. Extended trot from A past B.
2. Stop past B and perform a 270 degree turn to the left.
3. Lope on the right lead halfway to C.
4. Perform a small, slow circle to the right.
5. Continue to lope past C.
6. Jog to D.
7. Stop and back approximately one horse length.

Follow the instructions of your ring steward.

Walk	-----
Jog	-----
Extended Jog	-----
Lope	-----
Lead Change	
Back	
Marker	

Youth Western HMS 13 • under
 Novice Western HMS



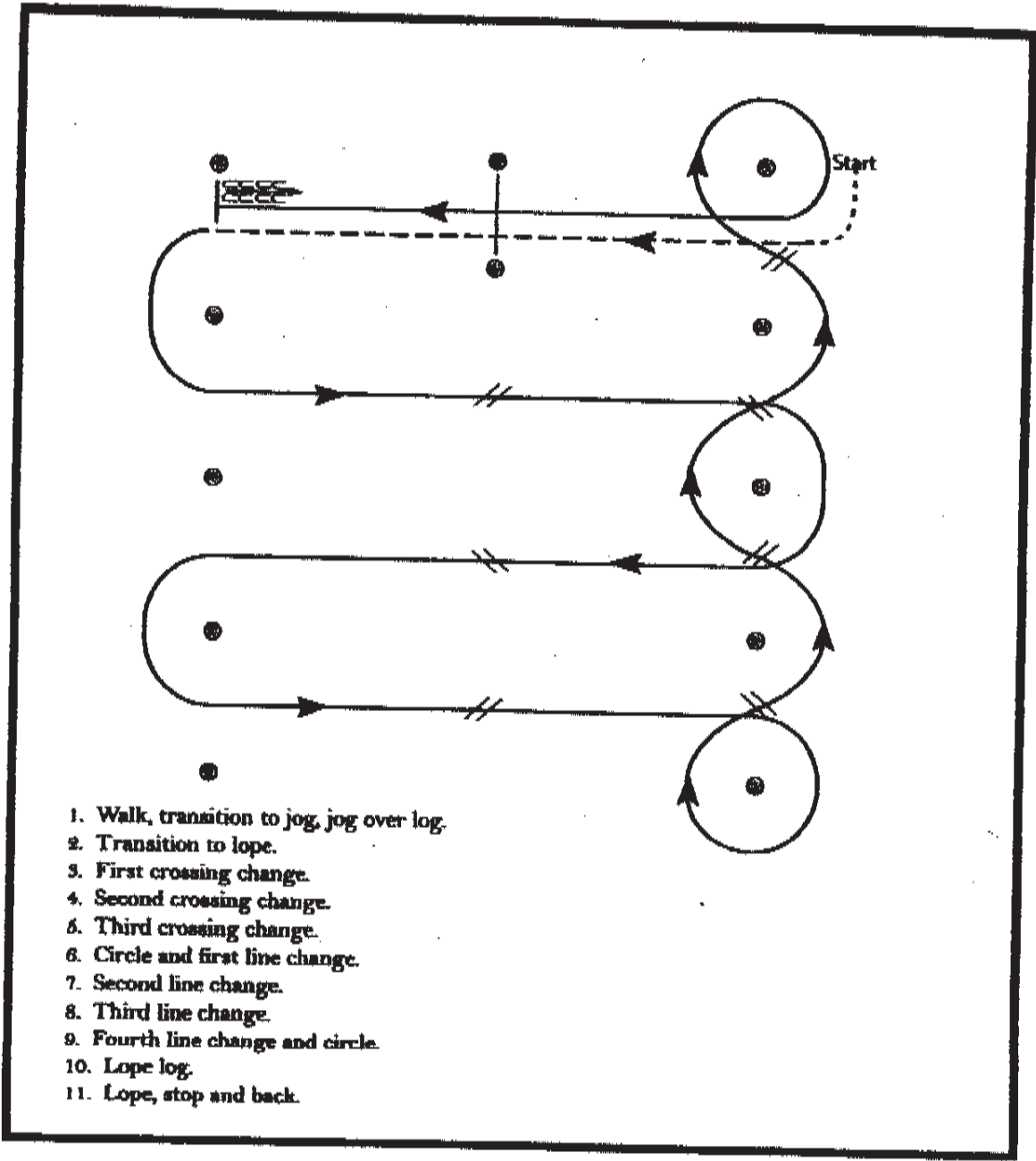
Be ready at A.

1. Extended trot from A past B.
2. Stop past B and perform a 270 degree turn to the left.
3. Lope on the left lead halfway to C.
4. Change leads and perform a small, slow circle to the right.
5. Continue to lope past C.
6. Jog to D.
7. Stop and back approximately one horse length.

Follow the instructions of your ring steward.

Walk	-----
Jog	- - - - -
Extended Jog	-----
Lope	—————
Lead Change	
Back	
Marker	

Youth Western Hms 14-18
 Adult Western Hms 19+ over
 Open Western Hms



Western
Riding



Pattern #2