

ALL Showmanship Beginner

www.HorseShowPatterns.com

www.HorseShowPatterns.com

Be ready at A.

1. Trot to B.
2. Perform a 1/2 turn.
3. Walk until even with Judge.
4. Trot a 1/2 circle to Judge.
5. Stop and set up.
6. When dismissed, perform a 1/4 turn and walk straight away from judge.
7. Proceed to line up by following the instructions of your ring steward.

INSPECTION WILL BE PERFORMED IN LINE UP.

Walk	-----
Trot	- - - - -
Back	←←←←←
Marker	Ⓟ
Judge	Ⓝ

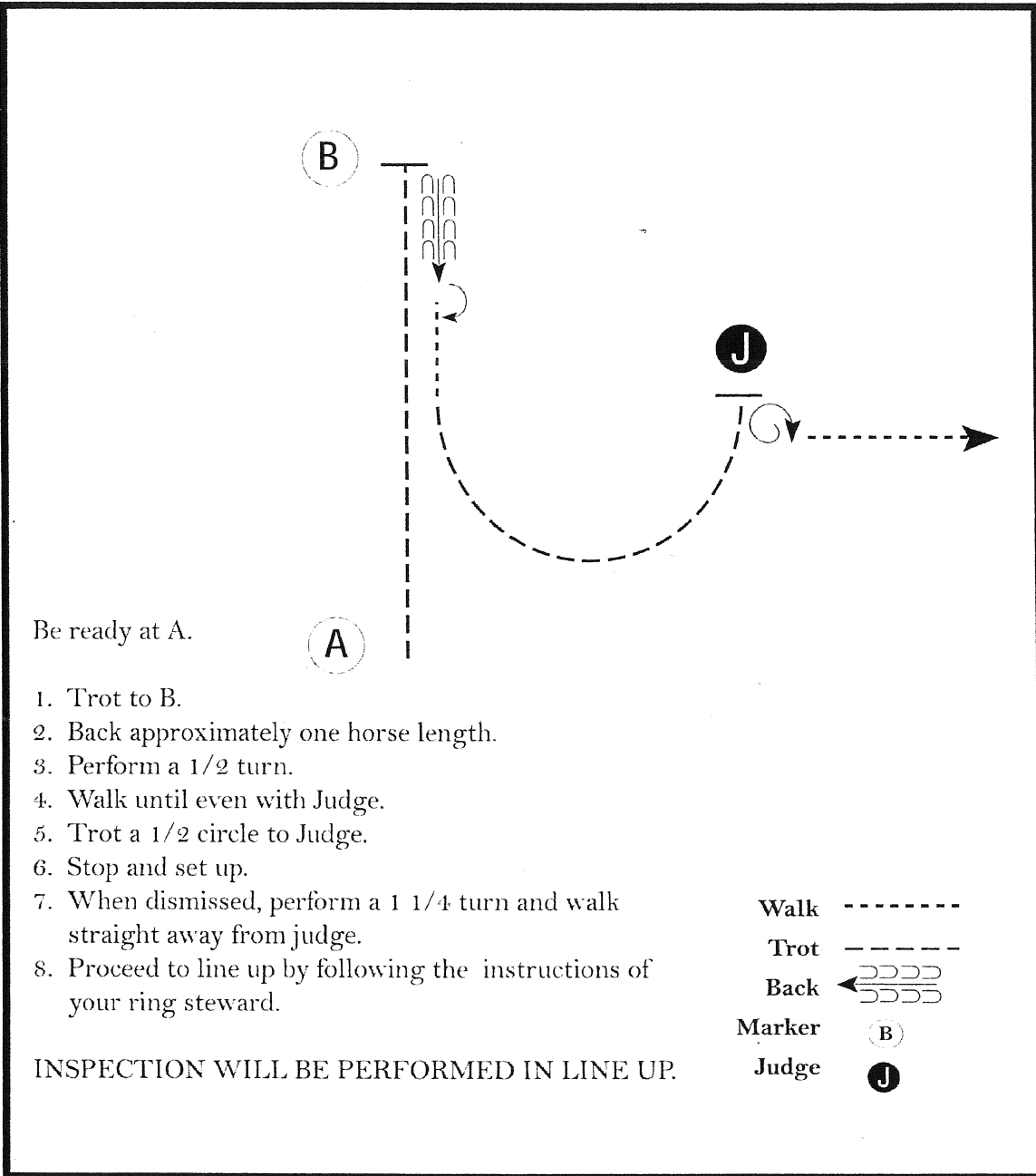
Pattern Provided by:
The Judges

[SWT-73]

ALL Showmanship NOVICE + 13 + U

w w w . H o r s e S h o w P a t t e r n s . c o m

w w w . H o r s e S h o w P a t t e r n s . c o m



Be ready at A.

1. Trot to B.
2. Back approximately one horse length.
3. Perform a 1/2 turn.
4. Walk until even with Judge.
5. Trot a 1/2 circle to Judge.
6. Stop and set up.
7. When dismissed, perform a 1 1/4 turn and walk straight away from judge.
8. Proceed to line up by following the instructions of your ring steward.

Walk	-----
Trot	- - - - -
Back	← ← ← ← ←
Marker	⊙ B
Judge	⊙ J

INSPECTION WILL BE PERFORMED IN LINE UP.

[S/2-73]

Pattern Provided by:
The Judges

ALL Snowmanship 14-18, 19+over, Open

w w w . H o r s e S h o w P a t t e r n s . c o m

w w w . H o r s e S h o w P a t t e r n s . c o m

Be ready at A.

1. Trot to B.
2. Perform a 360 degree turn to the right.
3. Back approximately one horse length.
4. Perform a 1/2 turn.
5. Walk until even with Judge.
6. Trot a 1/2 circle to Judge.
7. Stop and set up.
8. When dismissed, perform a 1 1/4 turn and walk straight away from judge.
9. Proceed to line up by following the instructions of your ring steward.

Walk	-----
Trot	- - - - -
Back	← - - - - ← - - - - ← - - - -
Marker	ⓑ
Judge	ⓐ

INSPECTION WILL BE PERFORMED IN LINE UP.

[S/3-73]

Pattern Provided by:

The Judges

Equitation

NOVICE + 13+U

www.HorseShowPatterns.com

www.HorseShowPatterns.com

Be ready with your horse's tail to A.

1. Walk two horse lengths from A.
2. Canter on the right lead in a half circle to B.
3. Perform a simple lead change at B.
4. Canter a circle to the left at B.
5. Rising trot on the left diagonal until even with A.
6. Turn left and change diagonals.
7. Rising trot on the right diagonal straight away from A.

Pattern is over once you have passed C at the trot.

Follow the directions of your ring steward.

Walk	-----
Trot	- - - - -
Extended Trot	-----
Canter	-----
Lead Change	
Back	
Marker	(B)
Hand Gallop	-----

[HSE/2-46]

Pattern Provided by:

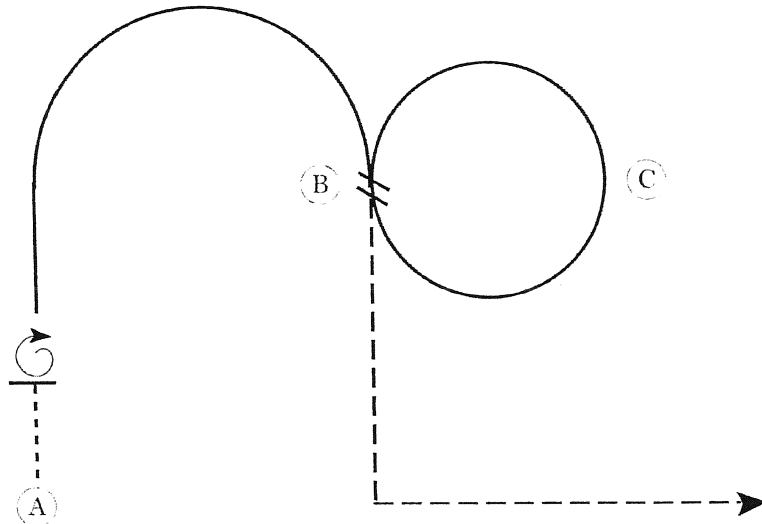
The Judges

Equitation

14-18 , 19+ Over, Open

w w w . H o r s e S h o w P a t t e r n s . c o m

w w w . H o r s e S h o w P a t t e r n s . c o m



Be ready with your horse's tail to A.

1. Walk two horse lengths from A.
2. Stop and perform a 360 degree turn on the fore hand to the right.
3. Canter on the right lead in a half circle to B.
4. Perform a simple lead change at B.
5. Canter a circle to the left at B.
6. Rising trot on the left diagonal until even with A.
7. Turn left and change diagonals.
8. Rising trot on the right diagonal straight away from A.

Pattern is over once you have passed C at the trot.

Follow the directions of your ring steward.

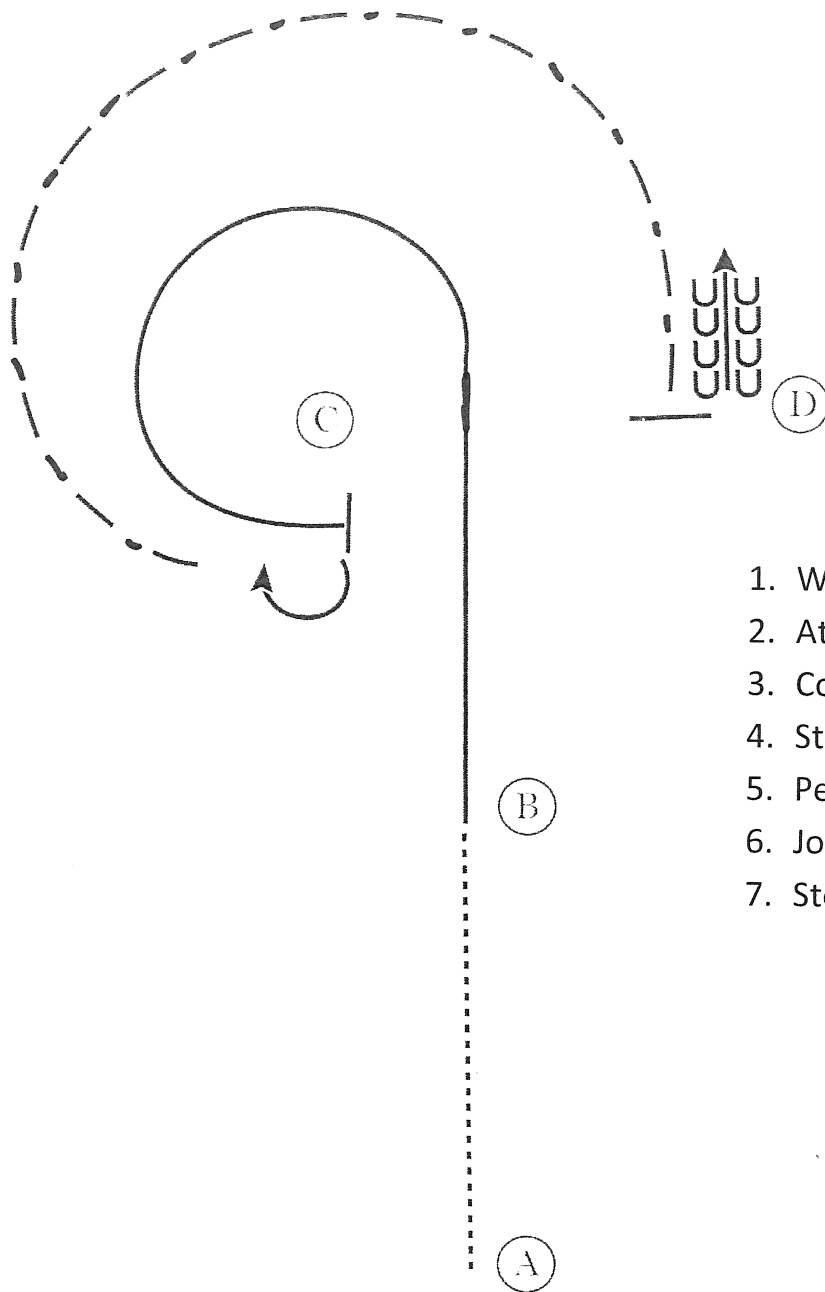
Walk	-----
Trot	-----
Extended Trot	-----
Canter	-----
Lead Change	
Back	
Marker	
Hand Gallop	-----

[HSE/3-46]

Pattern Provided by:
The Judges

HORSEMANSHIP

NOVICE AND 13 & UNDER

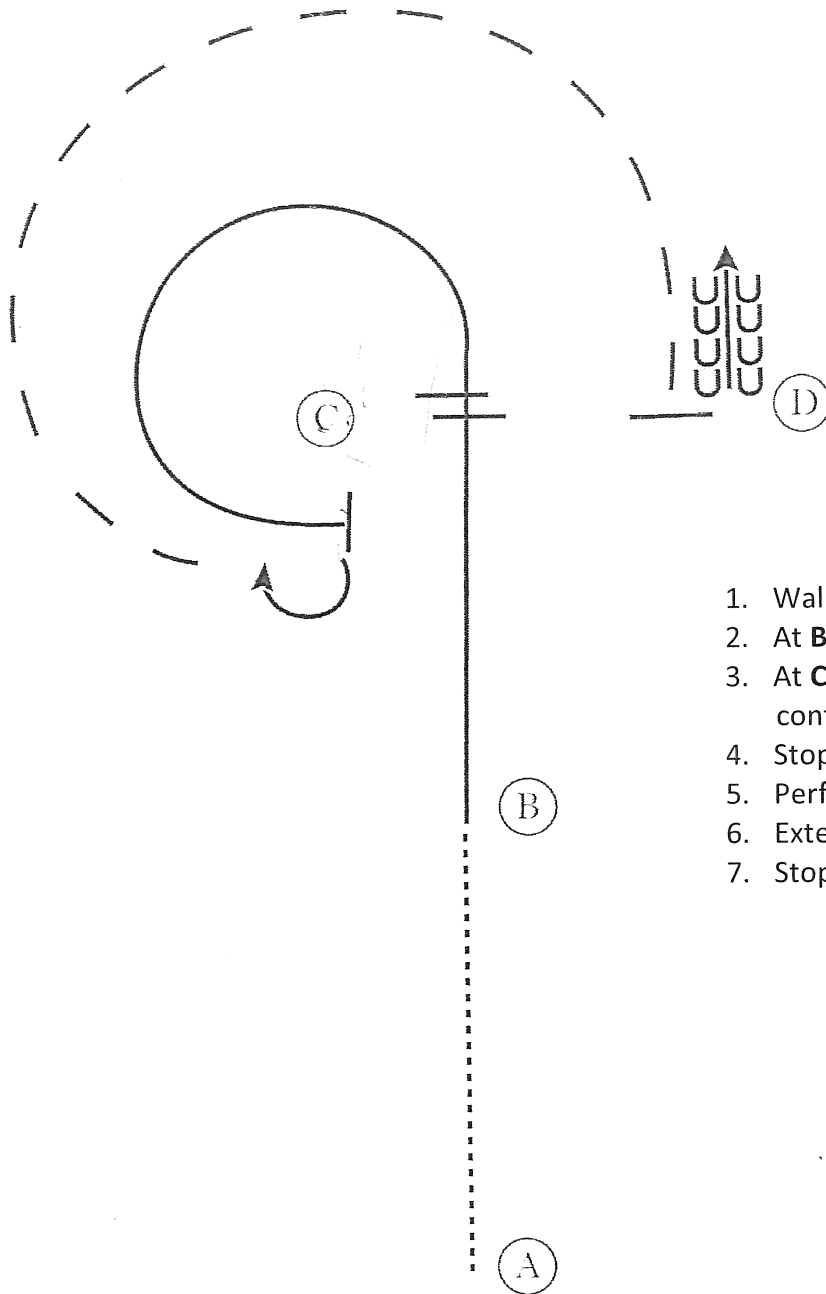


1. Walk A to B.
2. At B lope on left lead
3. Continue on left lead to and around C.
4. Stop at C.
5. Perform 180 degree turn to the right.
6. Jog around C
7. Stop at D and back 4 steps.

Walk
Jog	-----
Extended Jog	— — — —
Lope	————
Leg Yield	
Lead Change	——
Back	← ← ← ← ← ←
Marker	(B)
Sidepass	← — — — ←

HORSEMANSHIP

14-18, 19 & OVER & OPEN



1. Walk A to B.
2. At B lope on the right lead to C.
3. At C perform a lead change and continue on the left lead around C.
4. Stop at C.
5. Perform a 180 degree turn to the right.
6. Extend the jog around C.
7. Stop at D and back 4 steps.

Walk
Jog	-----
Extended Jog	-----
Lope	—————
Leg Yield	
Lead Change	↙ ↘
Back	← ← ← ← ←
Marker	⊙
Sidepass	← ← ← ← ←

ROLLING HILLS
AQHA WESTERN RIDING
PATTERN #1