

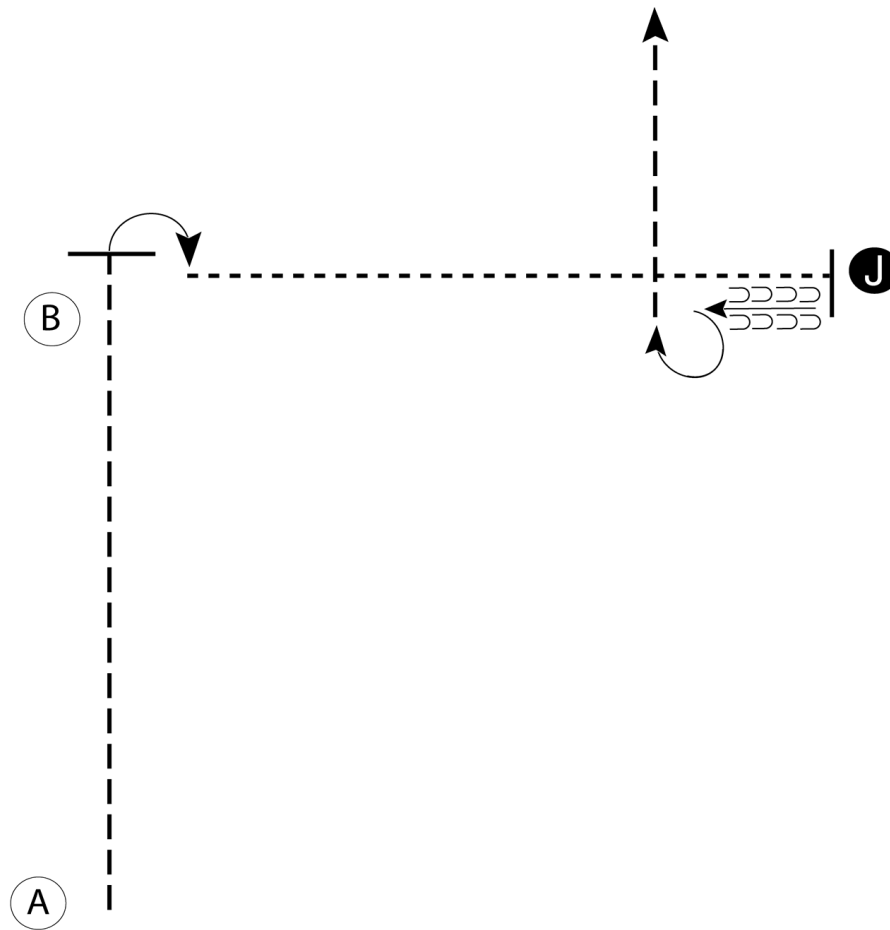
# Rolling Hills Saddle Club

## English Showmanship


Show Date: 05-06-2017

w w w . H o r s e S h o w P a t t e r n s . c o m

w w w . H o r s e S h o w P a t t e r n s . c o m



1. Begin at A. Trot from A past B
2. Stop and perform a 90 degree turn
3. Walk to the Judge, stop and set up for inspection
4. When dismissed back one horse length and perform a 270 degree turn
5. Trot to the line-up

Walk	-----
Trot	- - - - -
Back	← 
Marker	Ⓟ
Judge	Ⓝ

[S/1-14]

Pattern Provided by:  
*Judge Jerry Carter*

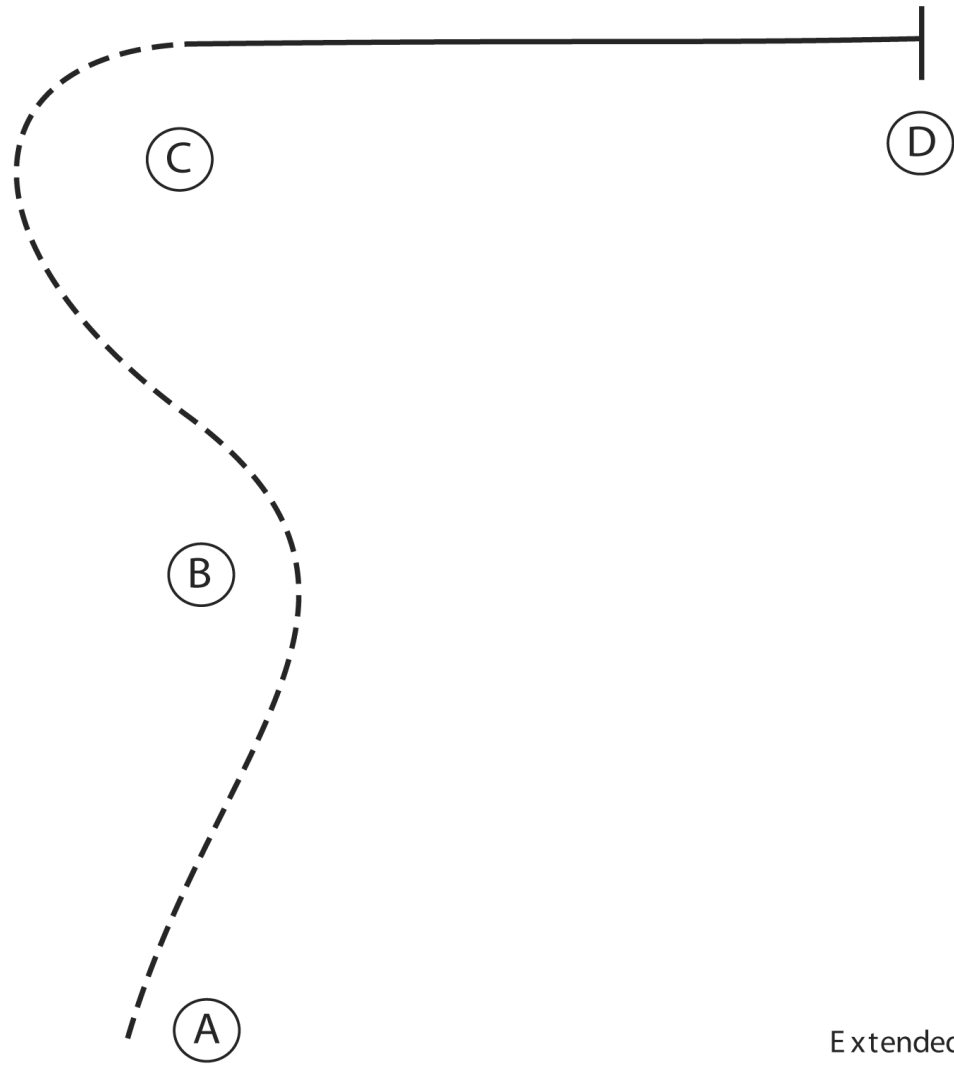
# Rolling Hills Saddle Club

## Hunter Equitation

Show Date: 05-06-2017

w w w . H o r s e S h o w P a t t e r n s . c o m

w w w . H o r s e S h o w P a t t e r n s . c o m



1. Posting trot A to B on the right diagonal
2. At B change diagonals and continue to C
3. At C canter on the right lead to D
4. Stop at D

Walk	.....
Trot	- - - - -
Extended Trot	- - - - -
Canter	—————
Leg Yield	
Lead Change	↘ ↙
Back	←←←←← ←←←←←
Marker	(B)
Sidepass	←- - - - ←

[HSE/1-9]

**Pattern Provided by:**  
*Judge Jerry Carter*

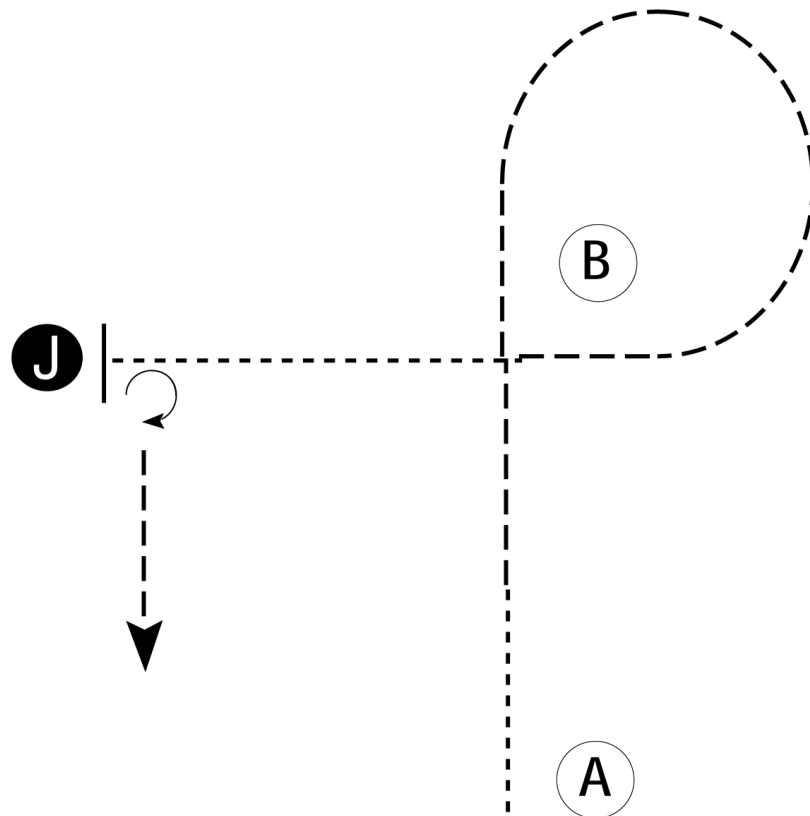
# Rolling Hills Saddle Club

## Western Showmanship

Show Date: 05-06-2017

w w w . H o r s e S h o w P a t t e r n s . c o m

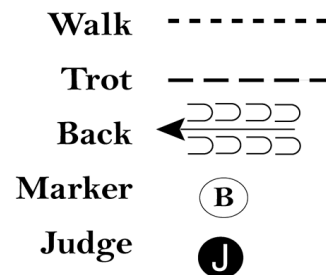
w w w . H o r s e S h o w P a t t e r n s . c o m



Be ready at A.

1. Walk halfway to B.
2. Trot to and around B as shown.
3. When just past B, walk to judge and set up for inspection.
4. When dismissed, perform a 270 degree turn and trot away.

Follow the instructions of your ring steward.



[S/1-79]

Pattern Provided by:  
*Judge Jerry Carter*

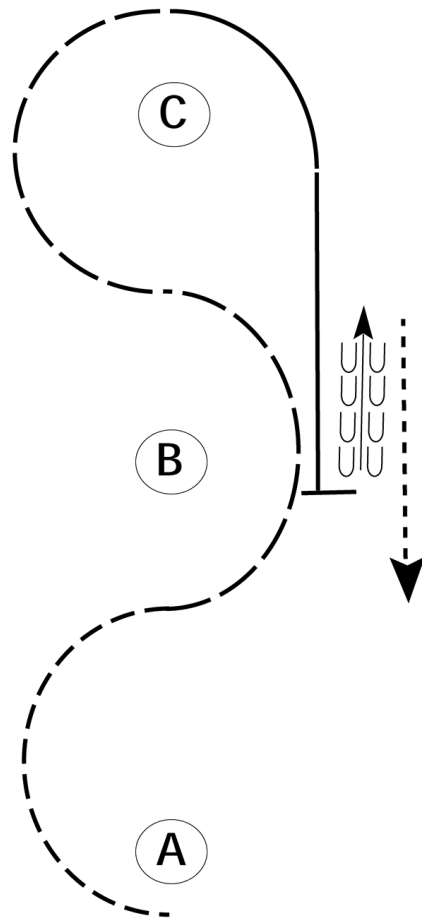
# Rolling Hills Saddle Club

## Western Horsemanship

Show Date: 05-06-2017

w w w . H o r s e S h o w P a t t e r n s . c o m

w w w . H o r s e S h o w P a t t e r n s . c o m



Be ready at A.

1. Jog in a half circle until between A and B.
2. Extend the jog around B and C as shown.
3. Lope on the right lead until even with B.
4. Stop and back approximately one horse length.
5. Walk straight away.

Follow the instructions of your ring steward.

Walk	-----
Jog	- - - - -
Extended Jog	— — — —
Lope	
Lead Change	— / —
Back	← ← ← ←
Marker	ⓑ

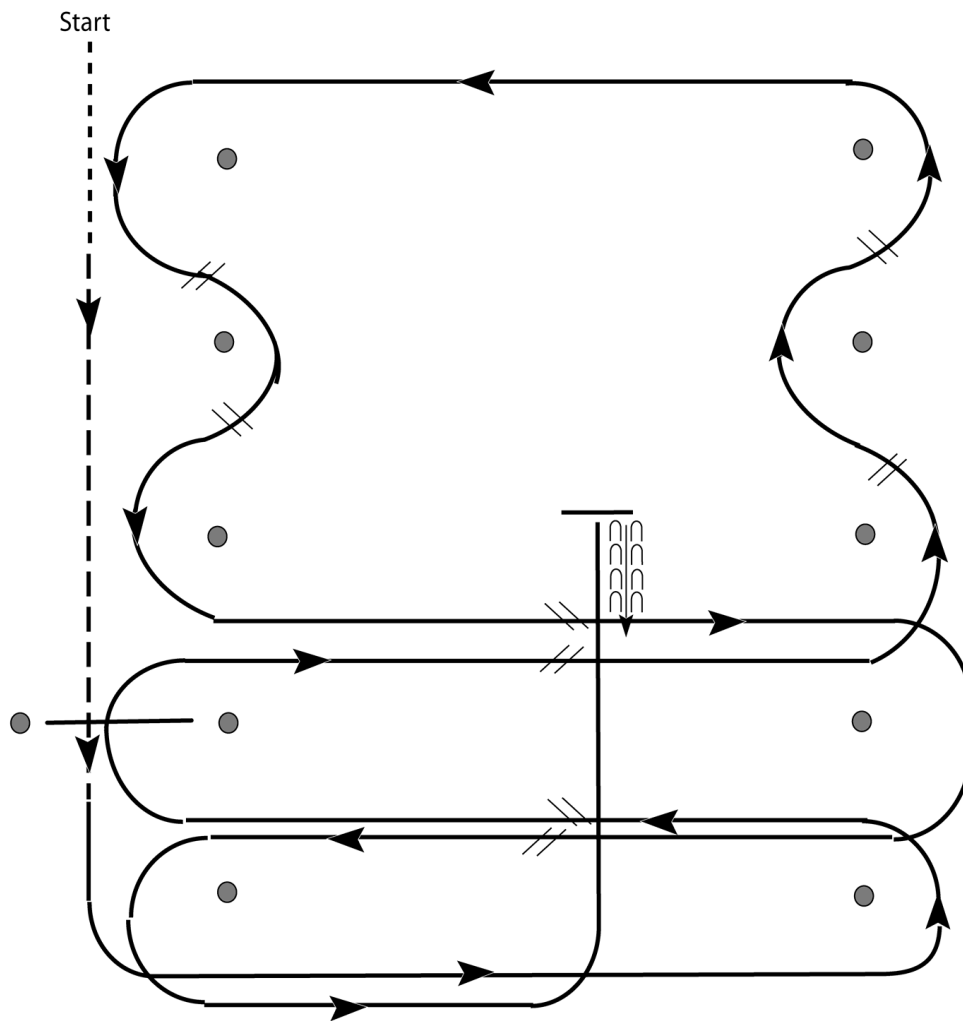
[WH/1-85]

Pattern Provided by:  
*Judge Jerry Carter*

# Rolling Hills Saddle Club

## Western Riding

Show Date: 05-06-2017



1. Walk, transition to jog, jog over log.
2. Transition to left.
3. First crossing change.
4. Lope over log.
5. Second crossing change.
6. First line change.
7. Second line change.
8. Third line change.
9. Fourth line change.
10. Third crossing change.
11. Fourth crossing change.
12. Lope up the center, stop and back.

[WR/OP-3]

**Pattern Provided by:**  
*Judge Jerry Carter*

w w w . H o r s e S h o w P a t t e r n s . c o m

w w w . H o r s e S h o w P a t t e r n s . c o m

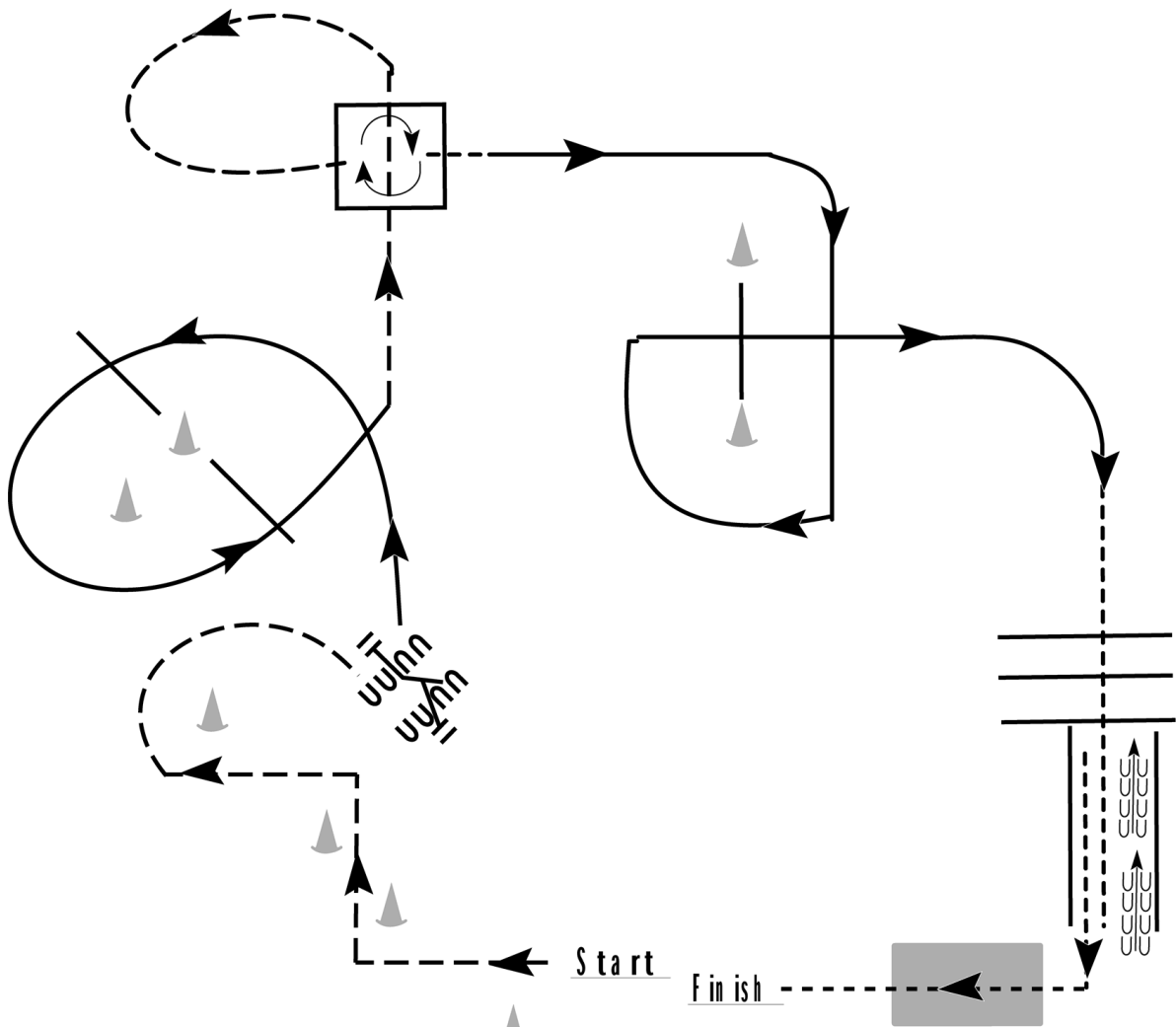
# Rolling Hills Saddle Club

## Trail

Show Date: 05-06-2017

www.HorseShowPatterns.com

www.HorseShowPatterns.com



1. Jog thru serpentine as shown.
2. Work gate with left hand.
3. Lope on left lead over 2 poles.
4. Jog thru box and into box.
5. Turn 360 degrees to the right and walk out.
6. Lope on right lead over pole as shown.
7. Walk over poles and into chute; back the chute.
8. Walk out of chute, over bridge to finish.

<b>Walk</b>	-----
<b>Jog</b>	- - - - -
<b>Extended Jog</b>	-----
<b>Lope</b>	=====
<b>Leg Yield</b>	
<b>Lead Change</b>	↘
<b>Back</b>	←←←←←
<b>Marker</b>	Ⓚ
<b>Sidepass</b>	←-----←

[T/1-37]

**Pattern Provided by:**  
*Judge Jerry Carter*